

Scaled data based on original data using  
LM-79-08 Approved Method: Electrical and Photometric Measurements of Solid-  
State Lighting Products

Test Report Prepared for  
Cooper Lighting Solutions  
(formerly Eaton)

Brand: McGRAW-EDISON

Report Number: P298979

Luminaire Tested: **GLNA-AF-01-LED-E1-T2-7050-600**

Issue Date: 3/3/2020

**Test Information**

Test Method: LM-79-08  
Report Number: P298979  
TEST IS SCALED FROM IESNA LM-79-08 TEST DATA (P24139)  
Test Lab: INNOVATION CENTER P2  
Issue Date: 3/3/2020  
Manufacturer: COOPER LIGHTING SOLUTIONS (FORMERLY EATON)  
Product Line: MCGRAW-EDISON  
Catalog Number: GLNA-AF-01-LED-E1-T2-7050-600  
Description: GALLEONNAIRE AREA AND ROADWAY LUMINAIRE  
(1) 70 CRI, 5000K CCT 600mA LIGHTSQUARE WITH 16 LEDS EACH AND Type II OPTICS  
Light Source: -  
Ballast/Driver: -

**Summary**

Lumens per Lamp: N/A  
Luminaire Lumens: 4015.1 lumens  
Efficiency: N/A  
Efficacy: 118.1 lumens/watt  
Luminous Opening: Rectangular (W 0.5' x L: 0.5' x H: 0')  
IES Classification: Type II - Medium - Full Cutoff  
BUG Rating: B1 - U0 - G1

Input Watts (W): 34  
Input Voltage (V): NR  
Input Current (Ain): NR  
Voltage Rise (V): NR  
Power Factor: NR  
Total Harmonic Distortion (THDi): NR  
Frequency (hertz): 60  
Stabilization Time: NR  
Operation Time: NR  
Ambient Temperature (°C): NR  
Test Distance: 25 FT

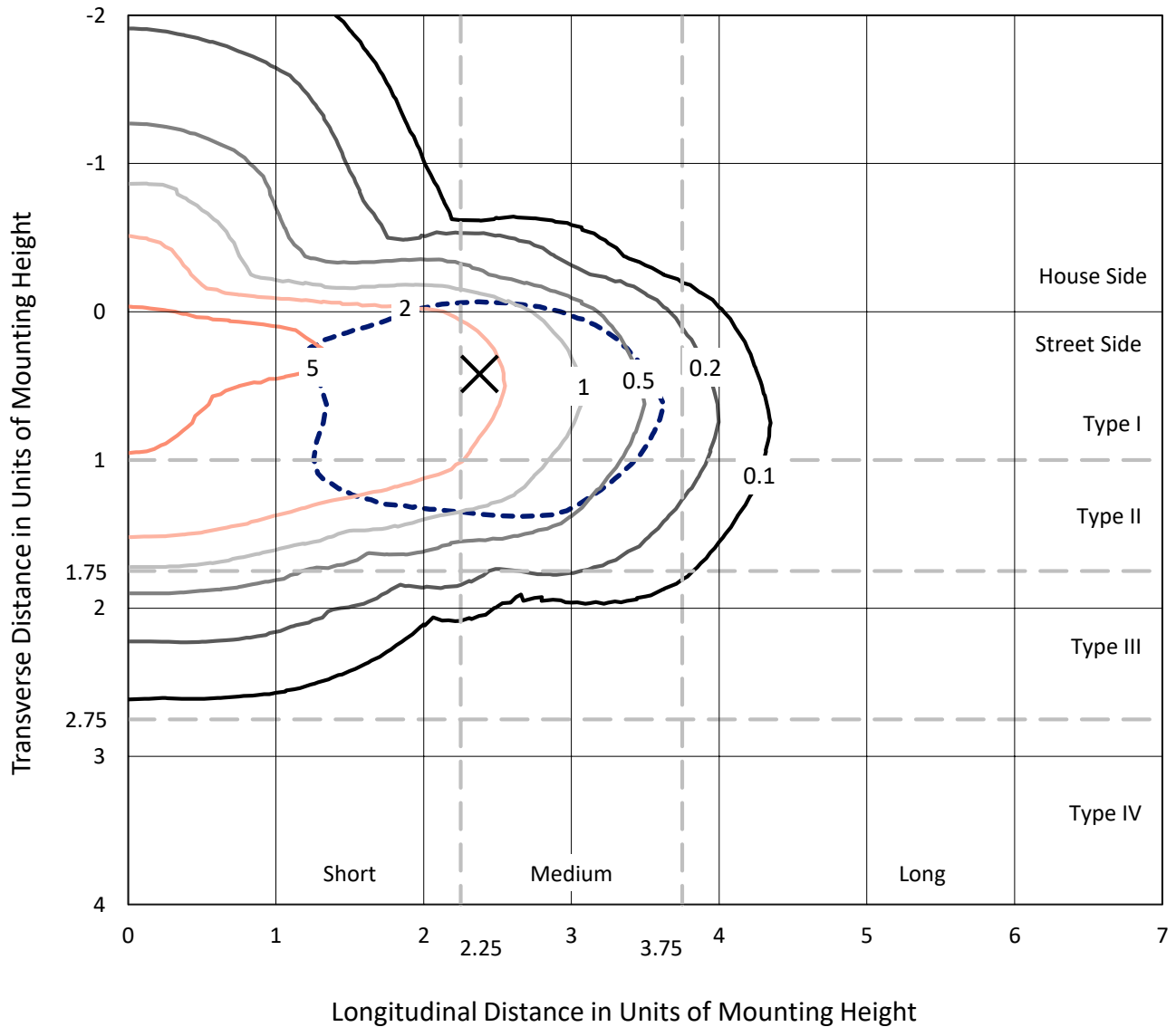


REPORT NUMBER: P298979

CATALOG NUMBER: GLNA-AF-01-LED-E1-T2-7050-600

### Iso-Footcandle Lines of Horizontal Illumination

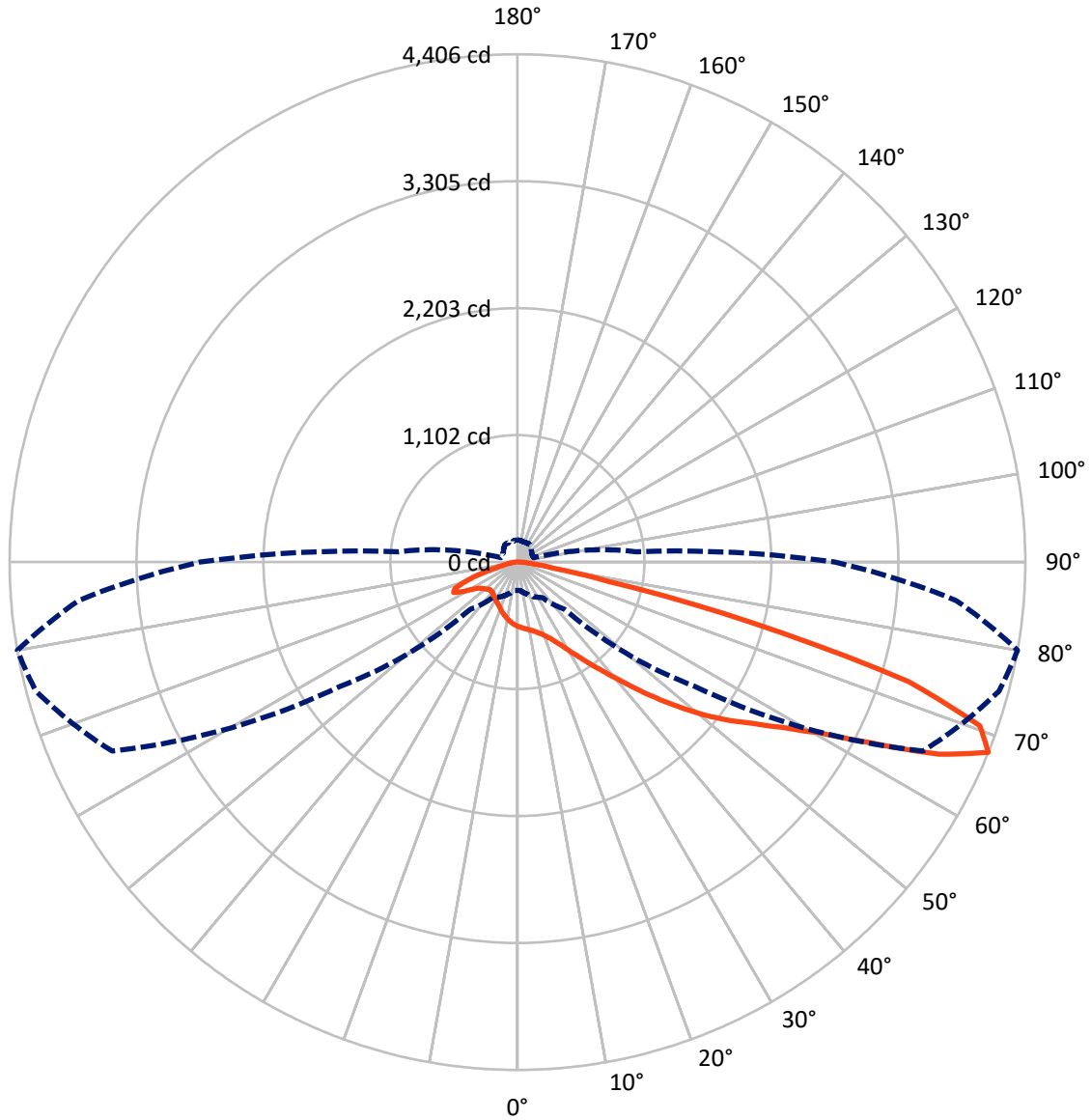
× Max cd  
 - - - 1/2 Max cd



Based on 10 foot mounting height. Maximum calculated value = 6.8 fc  
 Type II - Medium - Full Cutoff

REPORT NUMBER: P298979  
CATALOG NUMBER: GLNA-AF-01-LED-E1-T2-7050-600

### Luminous Intensity Polar Plot



— Vertical Plane Through 80-Deg Lateral      - - - Horizontal Cone Through 67.5-Deg Vertical

REPORT NUMBER: P298979

CATALOG NUMBER: GLNA-AF-01-LED-E1-T2-7050-600

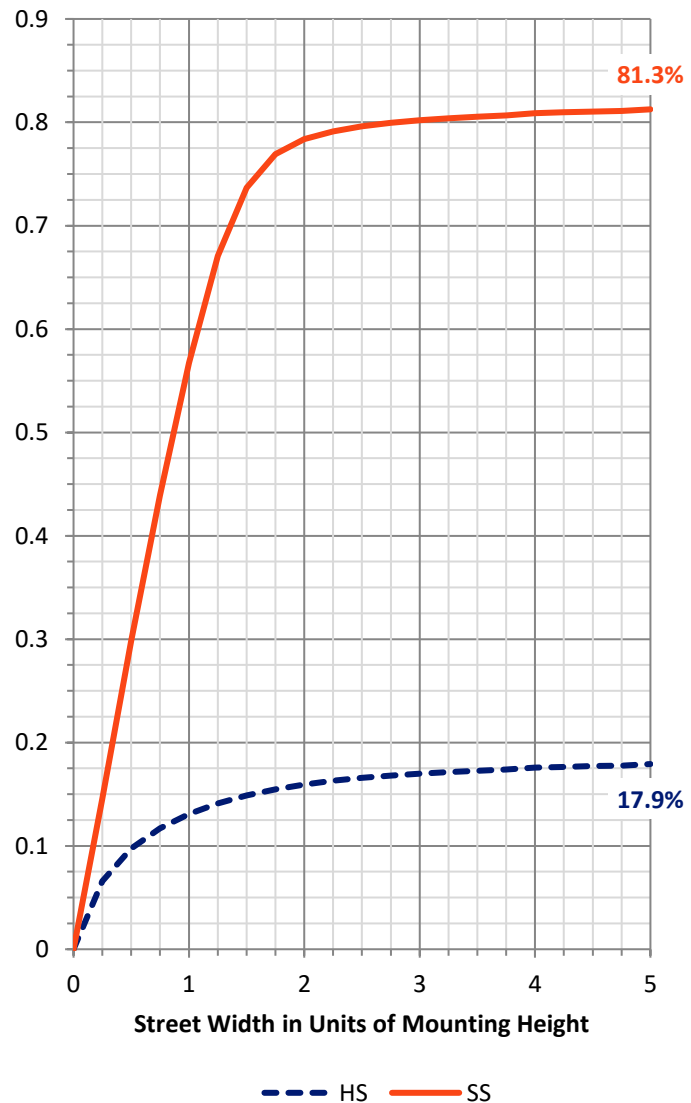
**FLUX DISTRIBUTION:**

		Downward	Upward	Total
<b>House Side</b>	Lumens	739.4	0.0	739.4
	% Fixture	18.4	0.0	18.4
<b>Street Side</b>	Lumens	3275.7	0.0	3275.7
	% Fixture	81.6	0.0	81.6
<b>Total</b>	Lumens	4015.1	0.0	4015.1
	% Fixture	100.0	0.0	100.0

**Coefficient of Utilization**

**ZONAL LUMENS:**

Zone	Lumens	% Fixture
0°-10°	51.5	1.3
10°-20°	148.2	3.7
20°-30°	245.4	6.1
30°-40°	401.3	10.0
40°-50°	648.0	16.1
50°-60°	935.5	23.3
60°-70°	1032.4	25.7
70°-80°	475.9	11.9
80°-90°	77.0	1.9
90°-100°	0.0	0.0
100°-110°	0.0	0.0
110°-120°	0.0	0.0
120°-130°	0.0	0.0
130°-140°	0.0	0.0
140°-150°	0.0	0.0
150°-160°	0.0	0.0
160°-170°	0.0	0.0
170°-180°	0.0	0.0
0°-90°	4015.1	100.0
0°-180°	4015.1	100.0



REPORT NUMBER: P298979

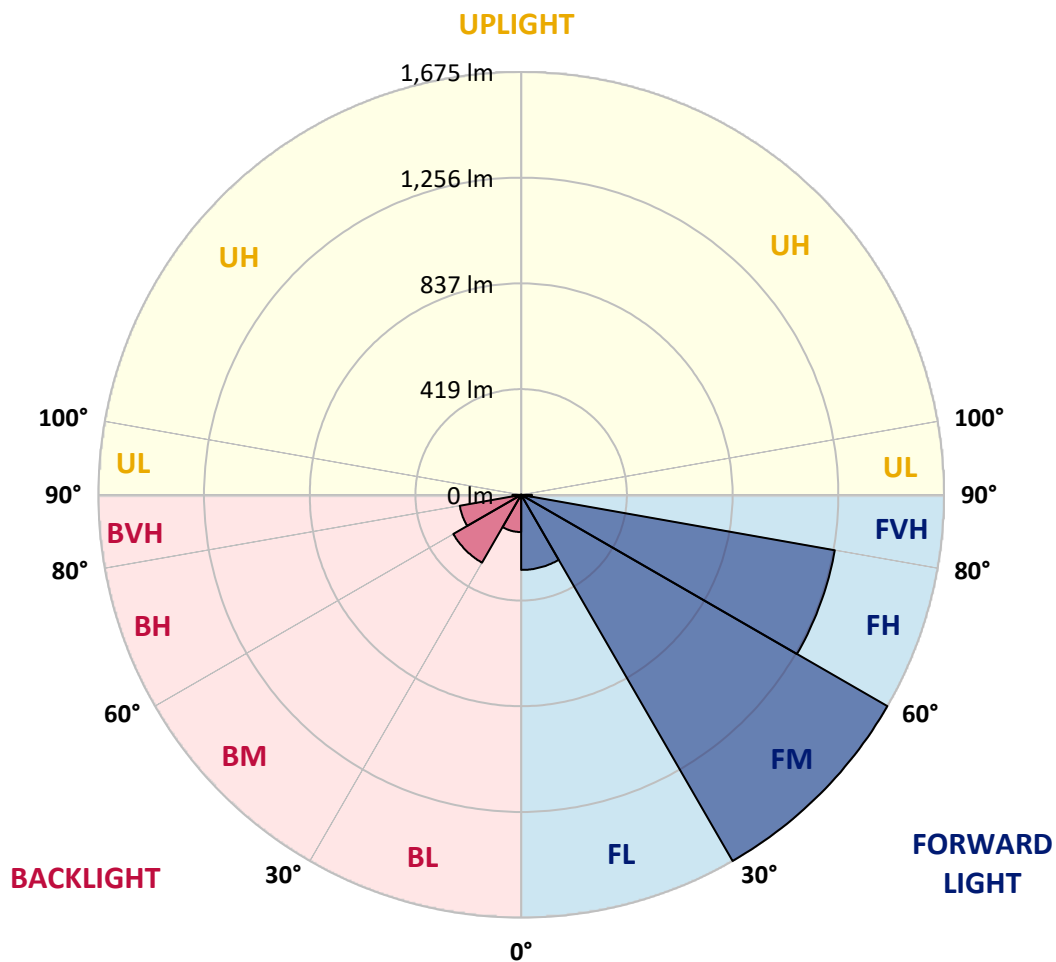
CATALOG NUMBER: GLNA-AF-01-LED-E1-T2-7050-600

**LUMINAIRE CLASSIFICATION SYSTEM LUMEN TABLE AND BUG RATING:**

Zone	Lumens	% Fixture	Zone Rating/Lumen Limit		
			B	U	G
FL (0°-30°)	297.5	7.4			
FM (30°-60°)	1674.6	41.7			
FH (60°-80°)	1261.3	31.4			G1/1800
FVH (80°-90°)	42.3	1.1			G1/100
BL (0°-30°)	147.5	3.7	B1/500		
BM (30°-60°)	310.2	7.7	B1/1000		
BH (60°-80°)	247.0	6.2	B1/500		G1/500
BVH (80°-90°)	34.7	0.9			G1/100
UL (90°-100°)	0.0	0.0		U0/0	
UH (100°-180°)	0.0	0.0		U0/0	

**BUG Rating: B1-U0-G1**

Type II Medium





REPORT NUMBER: P298979

CATALOG NUMBER: GLNA-AF-01-LED-E1-T2-7050-600

**CANDELA DISTRIBUTION (FULL):**

	0°	5°	15°	25°	35°	45°	55°	65°	75°	80°	85°
0°	557.8	557.8	557.8	557.8	557.8	557.8	557.8	557.8	557.8	557.8	557.8
2.5°	610.2	606.6	607.2	606.2	603.3	598.1	592.6	582.5	572.1	566.5	562.2
5°	661.2	660.2	658.8	655.7	648.2	637.5	624.2	606.4	587.3	577.2	567.5
7.5°	699.4	698.8	697.0	695.0	687.7	674.8	654.9	629.6	601.7	587.9	572.8
10°	702.5	703.5	704.9	710.2	711.2	704.3	683.9	653.3	616.7	598.9	579.8
12.5°	675.6	677.8	683.1	696.8	711.2	719.7	709.2	678.2	634.3	612.8	588.5
15°	640.1	641.2	647.8	666.5	692.4	718.7	728.6	705.7	657.1	630.6	601.5
17.5°	624.8	625.4	630.0	642.4	666.5	704.1	739.5	735.5	684.9	652.7	617.5
20°	617.1	618.5	625.0	637.3	652.5	685.3	741.1	767.7	718.1	680.4	637.7
22.5°	639.1	638.5	640.8	647.0	659.8	679.6	739.9	801.0	760.4	716.0	664.0
25°	690.3	692.4	688.3	681.4	685.5	699.4	746.2	836.9	813.4	761.6	698.4
27.5°	763.2	761.0	754.9	738.7	730.2	736.1	767.2	875.7	879.2	821.7	743.8
30°	835.9	834.2	828.2	808.5	791.1	786.1	807.9	920.1	957.7	893.9	799.6
32.5°	911.5	909.5	903.9	884.2	863.2	851.8	865.8	971.5	1050.2	980.0	865.2
35°	1004.6	1000.8	989.1	961.7	941.1	932.2	938.7	1036.2	1157.0	1082.0	944.9
37.5°	1092.1	1097.9	1086.0	1048.0	1021.4	1018.2	1025.5	1115.0	1272.0	1196.1	1036.4
40°	1180.1	1181.1	1170.4	1139.4	1111.9	1106.7	1125.1	1210.7	1407.8	1332.5	1147.7
42.5°	1271.0	1273.0	1255.0	1226.3	1206.2	1207.2	1228.1	1322.8	1563.6	1493.2	1275.8
45°	1378.7	1381.7	1361.9	1324.4	1306.0	1343.0	1334.3	1448.5	1734.3	1675.8	1422.8
47.5°	1491.4	1496.0	1480.9	1445.7	1422.8	1473.6	1440.4	1587.9	1918.2	1871.7	1584.3
50°	1552.9	1559.4	1574.0	1571.5	1566.5	1558.0	1558.8	1737.3	2107.7	2075.7	1750.4
52.5°	1519.9	1519.7	1573.0	1637.9	1707.1	1712.2	1703.1	1894.9	2284.9	2275.2	1906.7
55°	1368.9	1379.1	1460.0	1585.5	1774.5	1892.5	1919.4	2075.3	2458.8	2470.1	2065.4
57.5°	1117.4	1125.9	1235.0	1410.0	1683.5	1999.6	2226.9	2337.6	2653.3	2705.9	2276.7
60°	757.9	768.1	883.8	1093.9	1438.8	1939.9	2519.7	2805.7	2886.2	3005.7	2573.3
62.5°	445.3	454.6	548.9	690.1	1013.1	1662.6	2648.2	3471.7	3256.0	3458.2	3025.5
65°	306.6	312.9	358.8	429.5	582.1	1119.8	2488.8	3931.4	3825.1	4018.8	3549.9
67.5°	246.7	245.9	282.3	330.5	374.8	577.4	1882.0	3879.4	4325.6	4406.4	3822.1
70°	203.2	202.4	227.1	267.1	299.5	325.2	1025.1	3273.8	4223.6	4256.4	3571.5
72.5°	170.0	170.8	186.6	216.2	245.7	244.9	450.5	2303.0	3322.6	3549.5	2847.0
75°	143.5	143.9	154.4	175.3	199.4	197.3	244.3	1247.7	1931.4	2089.4	1578.2
77.5°	122.2	122.6	129.3	140.9	158.1	157.3	178.3	539.0	805.7	795.8	539.8
80°	108.9	108.9	112.1	114.3	123.7	120.2	132.2	258.9	340.6	314.5	215.5
82.5°	85.4	85.8	105.2	104.4	97.5	92.9	92.9	152.6	180.5	166.8	126.1
85°	48.0	47.8	67.8	81.8	85.8	65.4	64.8	85.4	98.2	86.6	61.1
87.5°	20.6	21.0	31.4	36.4	48.6	40.7	40.1	44.1	50.0	43.3	28.3
90°	0.0	0.0	0.0	0.0	0.0	0.0	0.0	0.0	0.0	0.0	0.0



REPORT NUMBER: P298979

CATALOG NUMBER: GLNA-AF-01-LED-E1-T2-7050-600

**CANDELA DISTRIBUTION (continued):**

	90°	95°	105°	115°	125°	135°	145°	155°	165°	175°	180°
0°	557.8	557.8	557.8	557.8	557.8	557.8	557.8	557.8	557.8	557.8	557.8
2.5°	558.0	552.9	541.6	527.6	514.9	506.6	499.1	488.2	488.8	481.3	475.8
5°	557.6	546.9	520.9	489.8	460.0	438.4	422.2	407.6	404.0	397.1	393.0
7.5°	558.0	540.6	496.7	447.1	410.2	382.9	369.0	361.3	359.6	357.2	357.4
10°	559.4	534.9	470.3	407.2	368.5	350.5	347.1	349.5	352.2	353.0	353.2
12.5°	562.6	529.8	441.2	371.6	342.4	336.8	342.6	350.7	356.0	358.6	358.4
15°	569.7	525.8	413.3	343.7	327.9	330.9	341.6	353.0	360.7	364.3	364.5
17.5°	577.4	520.1	384.7	322.4	317.3	324.8	338.0	351.5	360.9	364.9	365.7
20°	587.5	513.0	354.6	306.4	307.2	315.7	328.1	341.6	352.0	355.4	357.0
22.5°	600.7	505.2	328.3	293.3	295.7	302.2	311.9	323.6	332.7	334.3	335.6
25°	618.5	496.9	307.4	281.5	282.5	286.2	292.7	299.7	306.0	304.2	305.6
27.5°	642.4	489.8	291.8	270.6	268.8	269.6	273.0	275.2	278.5	273.6	274.2
30°	670.5	482.1	279.7	261.1	256.2	254.8	255.6	256.8	259.3	252.6	251.6
32.5°	703.1	472.8	268.4	252.8	245.9	243.1	243.5	246.7	256.6	252.4	250.2
35°	741.1	462.3	256.6	243.7	239.0	235.0	234.6	244.5	274.0	271.4	269.4
37.5°	785.5	451.9	244.7	233.4	233.8	229.5	228.1	239.4	277.3	267.2	265.9
40°	842.1	446.3	234.6	222.6	227.5	226.9	224.2	229.9	255.2	236.8	234.4
42.5°	912.0	447.1	227.1	210.9	220.0	226.3	222.0	222.2	231.3	217.4	215.3
45°	998.4	456.4	221.8	201.6	211.5	225.7	221.2	218.0	218.8	211.5	210.3
47.5°	1099.2	475.6	218.0	193.9	203.4	223.6	221.0	216.8	215.1	211.1	210.1
50°	1211.3	503.5	215.3	186.6	196.1	220.0	221.2	215.7	213.7	212.1	211.5
52.5°	1321.4	535.3	211.1	180.3	190.4	215.7	221.8	214.5	212.3	211.1	210.5
55°	1444.2	575.0	204.8	174.9	185.6	210.1	221.8	212.7	210.3	210.5	210.3
57.5°	1610.0	639.3	197.3	170.4	179.9	203.4	218.0	210.7	207.7	207.9	208.1
60°	1869.2	752.5	188.2	165.8	172.8	195.5	212.9	206.4	203.4	204.2	204.4
62.5°	2250.3	918.8	176.3	159.1	165.3	187.0	205.8	200.8	197.9	199.8	199.8
65°	2646.4	1065.4	161.7	150.6	157.3	177.7	196.9	193.9	190.9	195.5	195.3
67.5°	2752.9	1032.6	147.1	141.3	149.4	167.4	186.2	184.6	183.0	190.9	190.6
70°	2445.6	829.0	133.6	131.8	140.7	156.4	174.7	174.7	173.8	179.7	178.3
72.5°	1863.2	587.9	120.8	121.8	130.9	144.3	162.3	163.7	162.1	165.1	163.9
75°	997.4	336.4	107.9	110.7	118.6	132.0	148.4	149.8	148.8	148.6	149.2
77.5°	331.5	164.5	94.5	98.8	105.8	119.4	134.0	136.2	133.8	133.4	133.2
80°	147.7	103.4	79.7	85.4	91.5	105.0	118.8	120.6	118.0	121.6	117.0
82.5°	94.9	68.0	63.8	70.2	76.1	90.5	103.6	104.0	101.6	118.0	100.6
85°	46.1	42.1	48.0	53.8	58.9	71.2	85.8	86.0	80.1	72.9	70.4
87.5°	22.9	24.5	32.0	37.2	39.7	48.8	62.5	61.3	58.7	53.4	49.2
90°	0.0	0.0	0.0	0.0	0.0	0.0	0.0	0.0	0.0	0.0	0.0

(END OF REPORT)